



# KLOKBOEKJE

het uur



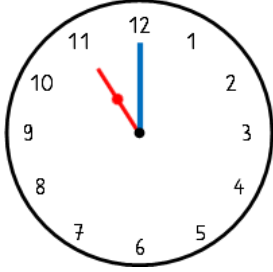
naam: \_\_\_\_\_





# KLOKLEZEN - HET UUR

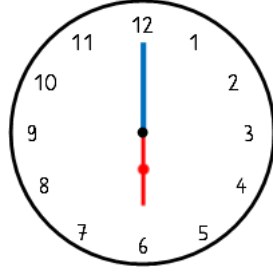
## oefenblaadje 1



---

---

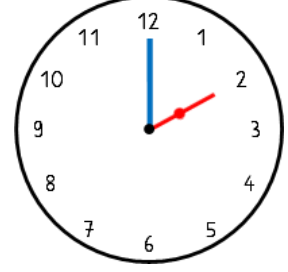
---



---

---

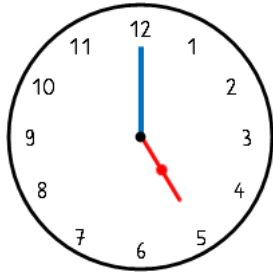
---



---

---

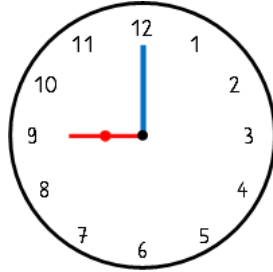
---



---

---

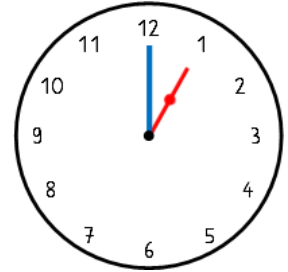
---



---

---

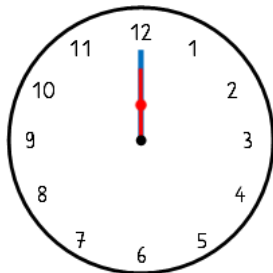
---



---

---

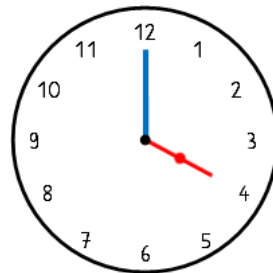
---



---

---

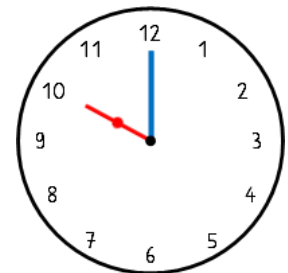
---



---

---

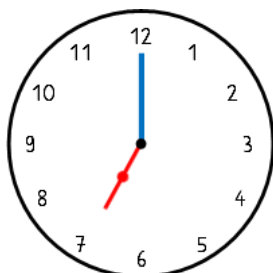
---



---

---

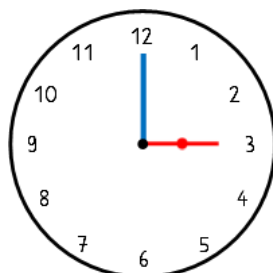
---



---

---

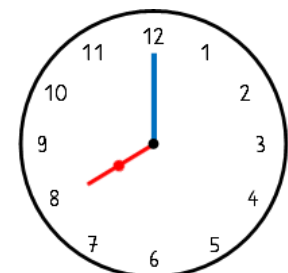
---



---

---

---




---

---

---

# KLOKLEZEN - HET UUR



spelblaadje 1

Hoe laat is het? Kleur de juiste tijd.

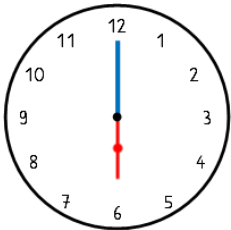


12 uur

2 uur

1 uur

11 uur



12 uur

1 uur

5 uur

6 uur




3 uur

7 uur

2 uur

12 uur

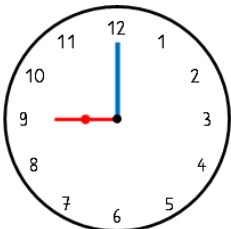


1 uur

6 uur

9 uur

12 uur



1 uur

4 uur

8 uur

9 uur




4 uur

11 uur

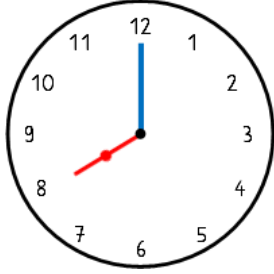
3 uur

8 uur



# KLOKLEZEN - HET UUR

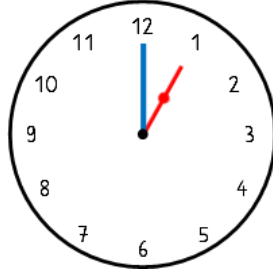
## oefenblaadje 2



---

---

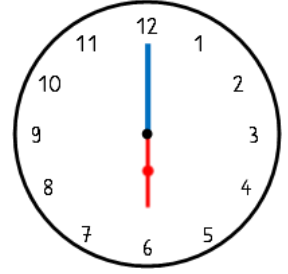
---



---

---

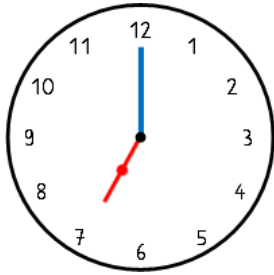
---



---

---

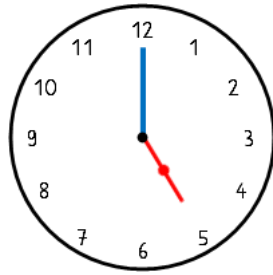
---



---

---

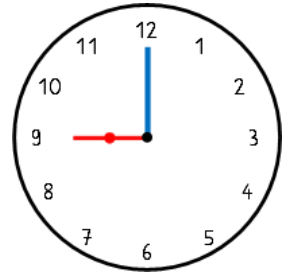
---



---

---

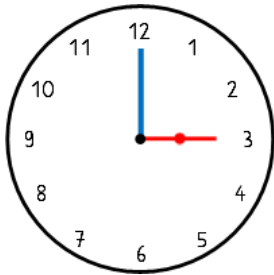
---



---

---

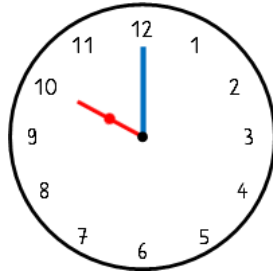
---



---

---

---



---

---

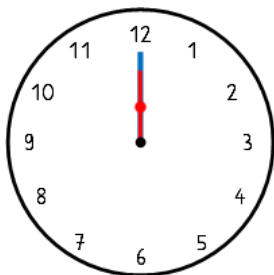
---



---

---

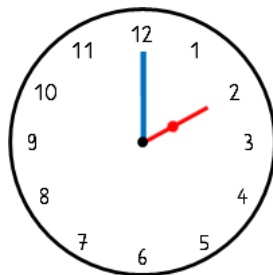
---



---

---

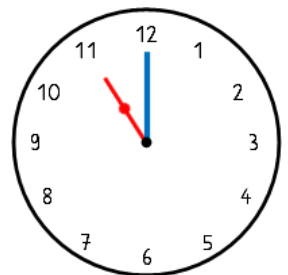
---



---

---

---




---

---

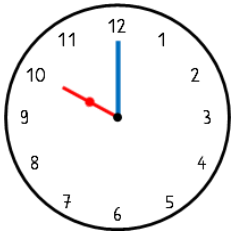
---

# KLOKLEZEN - HET UUR



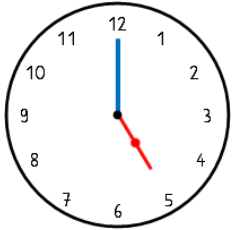
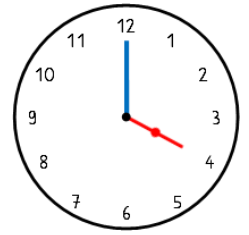
spelblaadje 2

**Geef de klokjes en de tijd die bij elkaar horen dezelfde kleur.**



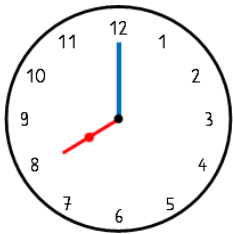
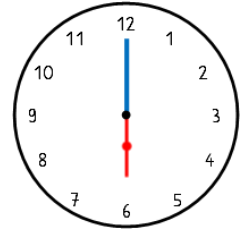
8 uur

2 uur



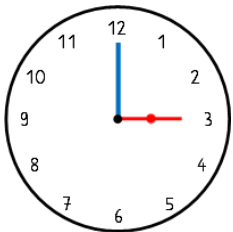
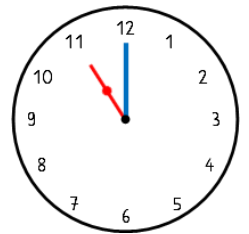
12 uur

9 uur



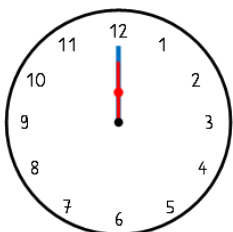

4 uur

10 uur



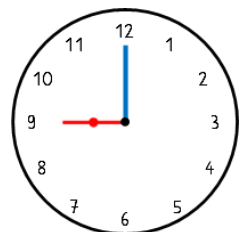
11 uur


6 uur



5 uur

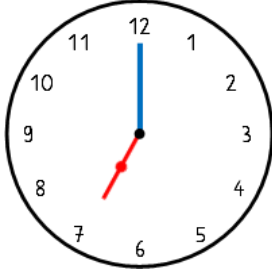
3 uur





# KLOKLEZEN - HET UUR

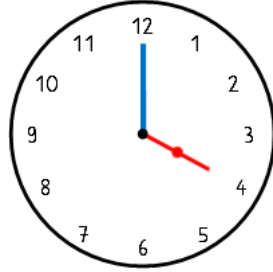
oefenblaadje 3



---

---

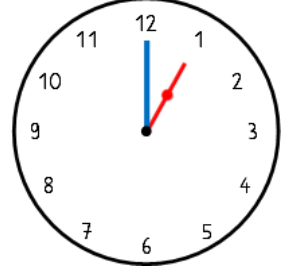
---



---

---

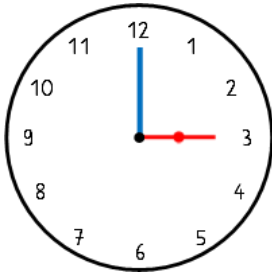
---



---

---

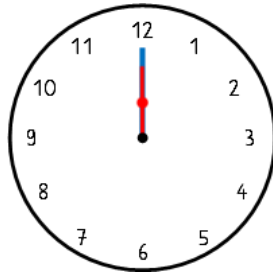
---



---

---

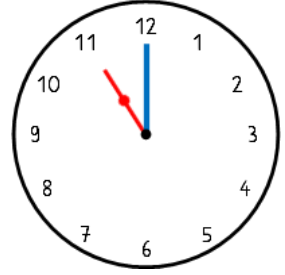
---



---

---

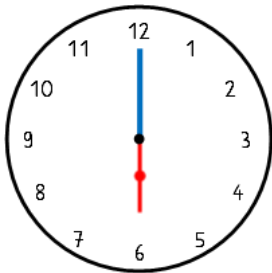
---



---

---

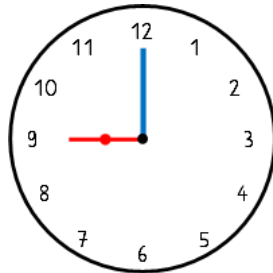
---



---

---

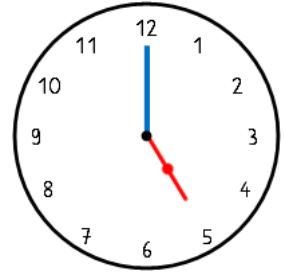
---



---

---

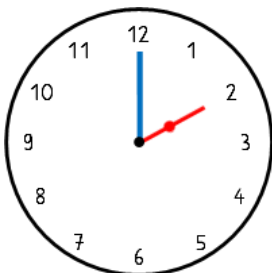
---



---

---

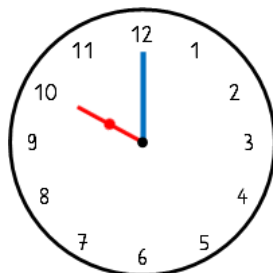
---



---

---

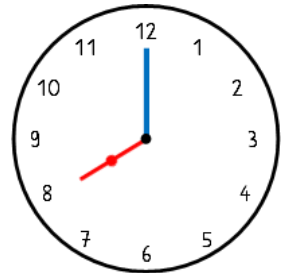
---



---

---

---




---

---

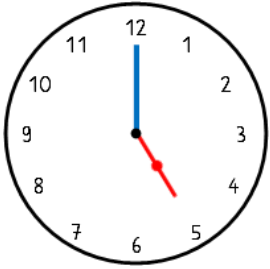
---

# KLOKLEZEN - HET UUR



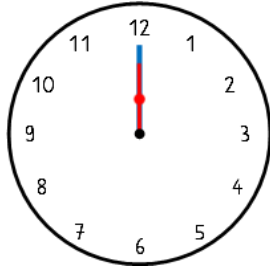
spelblaadje 3

**Verbind de klokjes met de juiste tijd.**



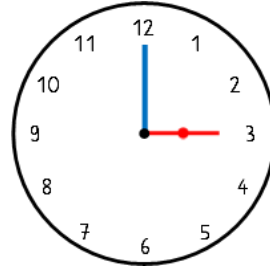
•

3 uur



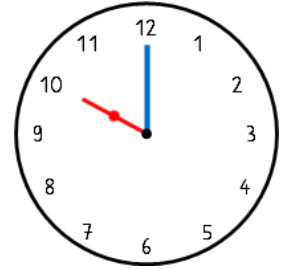
•

12 uur



•

10 uur



•

5 uur

•

•

•

•

9 uur

7 uur

1 uur

6 uur

•

•

•

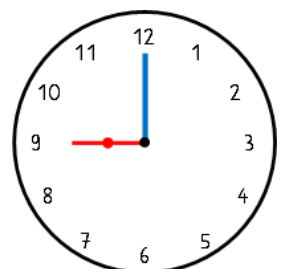
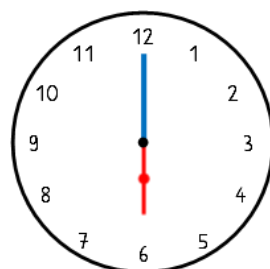
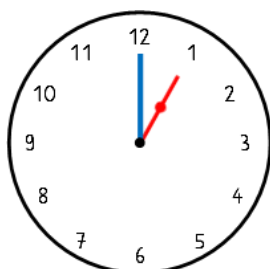
•

•


•

•

•

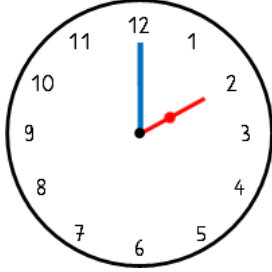






# KLOKLEZEN - HET UUR

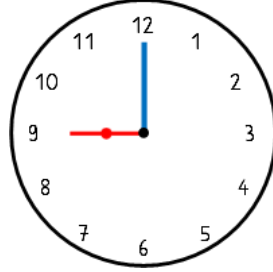
oefenblaadje 4



---

---

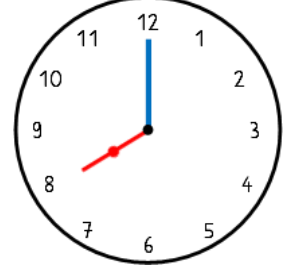
---



---

---

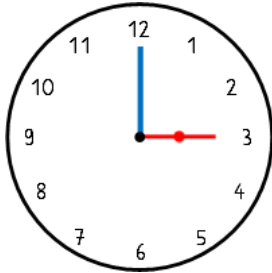
---



---

---

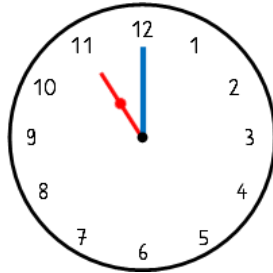
---



---

---

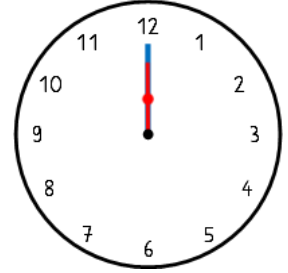
---



---

---

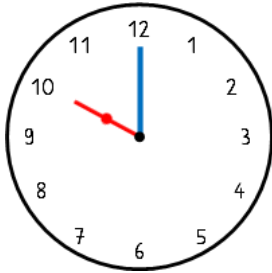
---



---

---

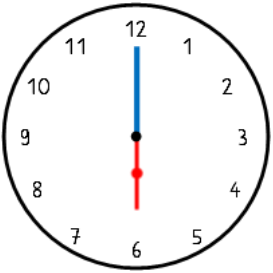
---



---

---

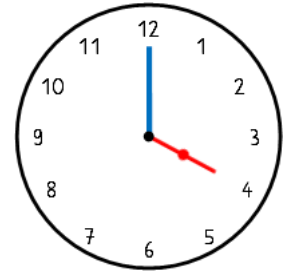
---



---

---

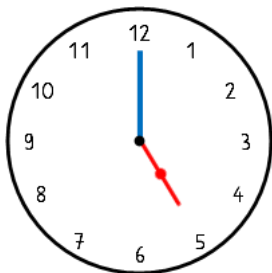
---



---

---

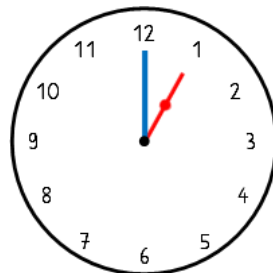
---



---

---

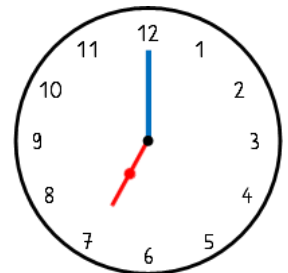
---



---

---

---




---

---

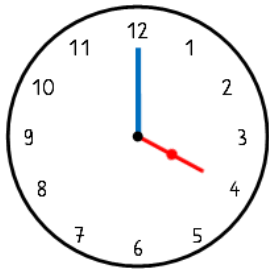
---

# KLOKLEZEN - HET UUR

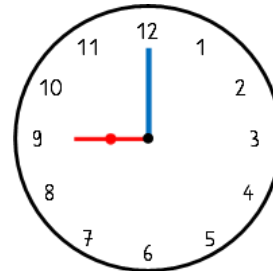


spelblaadje 4

**Hoe laat is het? Kleur het juiste vakje.**



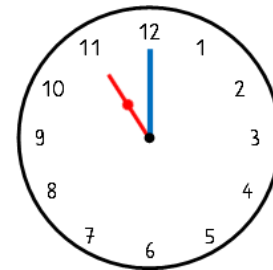
- drie uur
- zeven uur
- vier uur



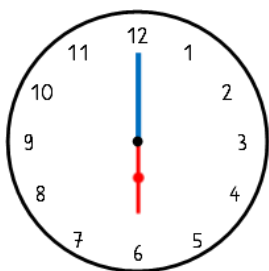
- 7 uur
- 9 uur
- 3 uur



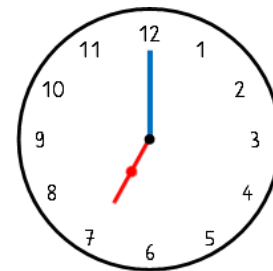
- 8 uur
- 2 uur
- 10 uur



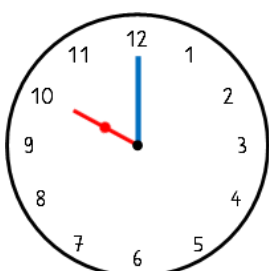
- 11 uur
- 1 uur
- 5 uur



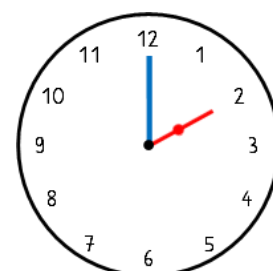
- 12 uur
- 6 uur
- 9 uur




- 1 uur
- 5 uur
- 7 uur



- 2 uur
- 8 uur
- 10 uur

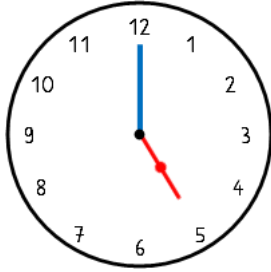


- 6 uur
- 2 uur
- 12 uur



# KLOKLEZEN - HET UUR

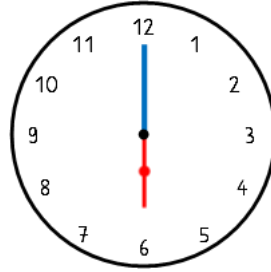
oefenblaadje 5



---

---

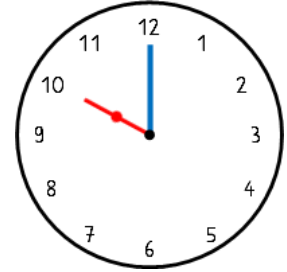
---



---

---

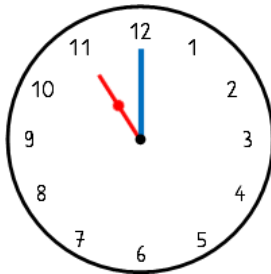
---



---

---

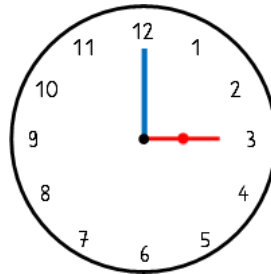
---



---

---

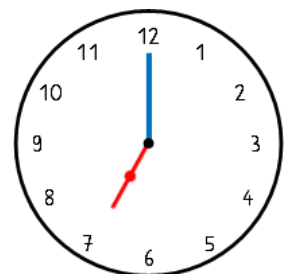
---



---

---

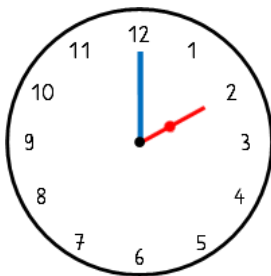
---



---

---

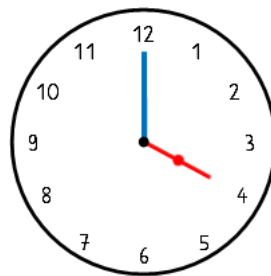
---



---

---

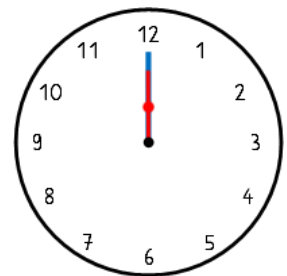
---



---

---

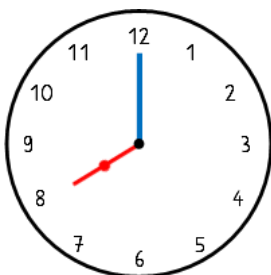
---



---

---

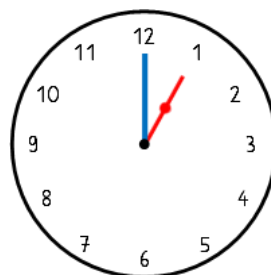
---



---

---

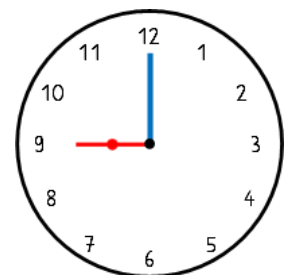
---



---

---

---




---

---

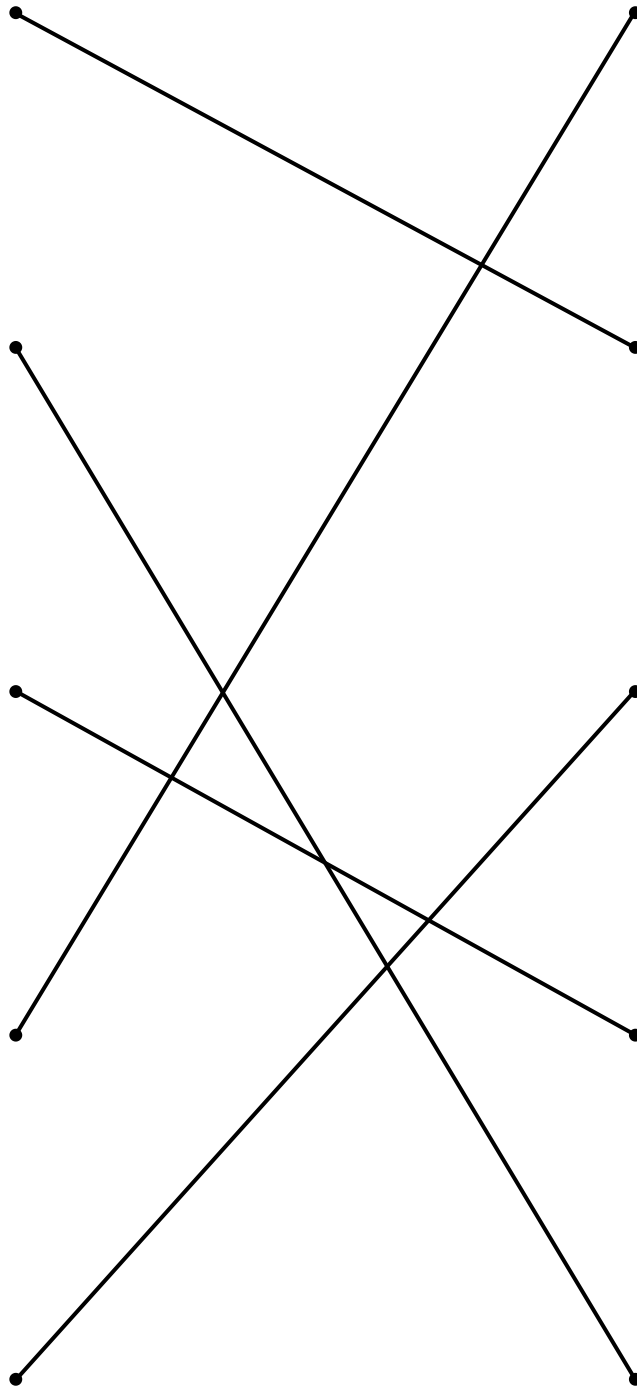
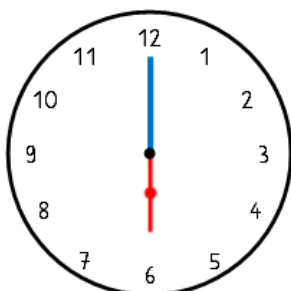
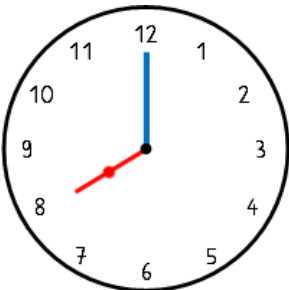
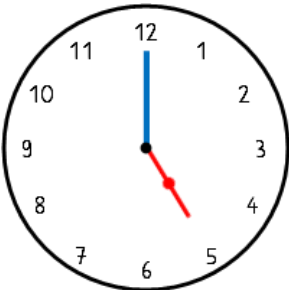
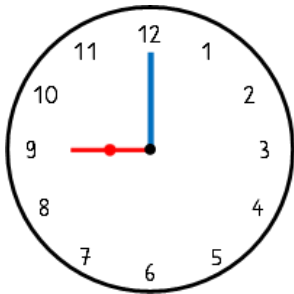
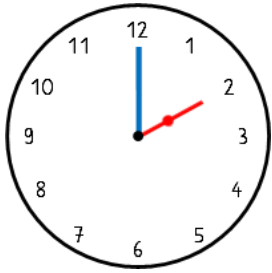
---

# KLOKLEZEN - HET UUR



spelblaadje 5

**Hoe laat is het? Vul de tijd in.**



\_\_\_\_\_

\_\_\_\_\_

\_\_\_\_\_

\_\_\_\_\_

\_\_\_\_\_

\_\_\_\_\_

\_\_\_\_\_

\_\_\_\_\_

\_\_\_\_\_

\_\_\_\_\_

# DANKJEWEL OM TE DOWNLOADEN!



## WEL

- ◆ gebruiken voor jouw eigen lessen
- ◆ reclame maken
- ◆ foto's van onze materialen op social media plaatsen



## NIET

- ◆ doorgeven/verkopen aan anderen
- ◆ zeggen dat het jouw werk is
- ◆ de bestanden zelf op social media plaatsen

Wil je op de hoogte blijven van nieuwe materialen?

Volg ons dan snel op Instagram en Facebook!



info@klasmateriaal.be

© 2020 Klasmateriaal BTW BE 0749.996.872

Bronnen afbeeldingen

